CALEFACTIO

HYDRO-PNEUMATICS

AFX SERIES

Replaceable bladder
Bottom connection

- FDA approved ultra resistant butyl bladder
- Design conforms to ASME, section VIII
- Air precharged at factory; pressure adjustable on site
- Ideal for booster systems
- Storage tank for drinking and well water

TECHNICAL SPECIFICATIONS

- Exterior finish in painted primer
- Maximum temperature 240°F (115°C)
- Air precharged at factory at 30 PSI
- Standard pressure of 125 PSI

To obtain a tank of higher capacity and greater pressure, contact the manufacturer.

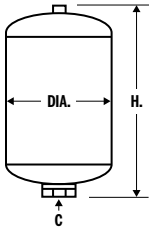

AFX-35 AND AFX-50

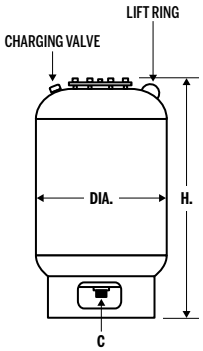

AFX-85 THRU AFX-800

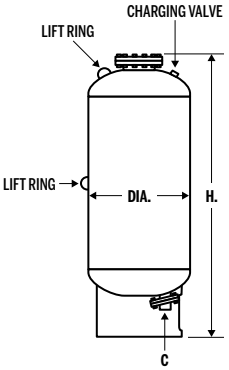

AFX-1000 THRU AFX-5000

Model#	Tank volume		Dimensions				NPT Connection (C)		Shipping weight	
			Diameter		Height					
	gal	L	in	mm	in	mm	in	mm	lb	kg
AFX-35	10	38	12	305	25	635	¾	19	40	18
AFX-50	13	49	14	356	25	635	¾	19	50	23
AFX-85	23	87	16	406	37	940	1	25	90	41
AFX-130	35	133	20	508	37	940	1	25	125	57
AFX-200	53	201	24	610	43	1092	1½	38	210	95
AFX-300	79	299	24	610	55	1397	1½	38	225	102
AFX-400	106	401	30	762	49	1245	1½	38	300	136
AFX-500	132	500	30	762	57	1448	2	51	330	150
AFX-600	158	598	30	762	65	1651	2	51	360	164
AFX-700	185	700	30	762	80	2032	2	51	600	272
AFX-800	211	799	32	813	76	1930	2	51	475	216
AFX-1000	264	999	36	914	82	2083	3	76	735	333
AFX-1200	317	1200	36	914	94	2387	3	76	745	338
AFX-1400	370	1401	36	914	107	2718	3	76	900	408
AFX-1600	422	1597	48	1219	84	2133	3	76	1210	549
AFX-2000	528	1999	48	1219	97	2464	3	76	1305	592
AFX-2500	660	2498	48	1219	116	2946	4	102	1430	649
AFX-3000L	792	2998	48	1219	134	3404	4	102	1575	714
AFX-3000S	792	2998	60	1524	97	2464	4	102	2169	984
AFX-4000	1056	3997	60	1524	123	3124	4	102	2638	1197
AFX-5000	1320	4997	60	1524	146	3708	4	102	3246	1472

240 °F (115 °C) maximum temperature. Factory air precharged 30 psi (210 kPa).
Prime paint exterior finish.

QUANTITY: _____ **MODEL: AFX-** _____ **OPTION:** ☐ Seismic bracket – Suffixe "VB" (Fits models AFX-85 to AFX-5000)

MAXIMUM PRESSURE: ☐ 125 PSI / 861 kPa ☐ 150 PSI / 1034 kPa ☐ 175 PSI / 1207 kPa ☐ Other*: _____

Notes: _____

Project: _____ Representative: _____

Location: _____ Date submitted: _____

Engineer: _____ Approved by: _____

Contractor: _____ Date of approval: _____

*Subject to the manufacturer's approval.

TYPICAL SPECIFICATIONS: Furnish and install as shown on plans a _____ gallons/liters _____ in/mm diameter × _____ in/mm (high) air precharged steel hydro-pneumatic tank with replaceable heavy duty butyl bladder and a _____ in/mm diameter system connection. The tank must have a NPT system connection and a 0.302"-32 charging valve connection (standard tire valve) to facilitate on-site charging of the tank to meet system requirements. The tank must be fitted with lifting rings and basering or angle legs for vertical installation, and constructed in accordance with Section VIII of the ASME Boiler and Pressure Vessel Code. Each tank shall be Calefactio model number AFX- _____ or approved equal.

006-SUB-AFX-EN-2020-09