

WAFER TYPE FLOW REGULATORS


WAFER TYPE FROM 60 TO 2100 GPM

NO LEAD BRASS

COMES FULLY ASSEMBLED

WORKING PRINCIPLE


Flow regulators are used to maintain a defined flow rate regardless of pressure variations of the supply line. Precise flow control improves system performance and in the case of plumbing systems, it provides comfort of use at low pressure as well as water and energy saving at high pressure. When there is no flow or pressure, the o-ring is relaxed. When there is normal pressure, the o-ring subjected to the line pressure is compressed into the seating area. As the pressure increases, the o-ring is compressed further into the seating area. As the pressure decreases, the o-ring relaxes. Since the flow rate for a given orifice changes to the square root of delta P, the o-ring deformation is equal to this thus giving a constant flow over a wide range of pressure variations.




WF4
60 to 240 GPM
4" inner diameter
6" total diameter




WF6
100 to 540 GPM
6" inner diameter
7 1/8" total diameter



WF8
200 to 960 GPM
8" inner diameter
10 1/8" total diameter



WF10
300 to 1500 GPM
10" inner diameter
12 1/2" total diameter



WF12
400 to 2100 GPM
12" inner diameter
15 1/4" total diameter

FLOW TOLERANCE

Refers to the deviation from Nominal Flow tolerated across the pressure range once the threshold pressure is reached. In general the flow tolerance is +/- 15%.

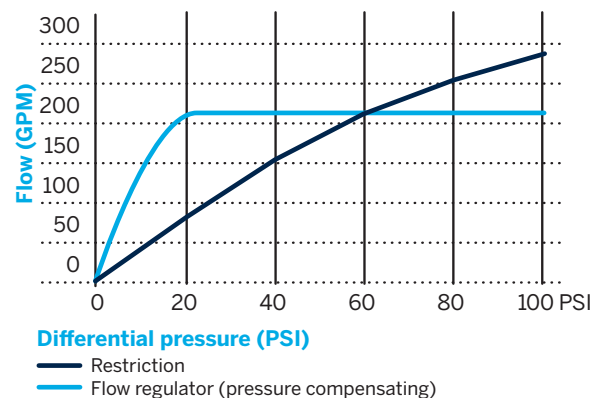
WORKING CONDITIONS

Refers to the usual parameters of the application such as medium (usually drinking water), pressure range (usually 0 to 150 PSI) and temperature range (usually 40 to 150°F).

THRESHOLD PRESSURE

Refers to the pressure at which the flow regulator effectively begins controlling the flow. Standard regulators begin controlling at 15 PSI.

FLOW CHARACTERISTICS



Information in this document is founded on the most recent data available at the moment of its publication and is meant for a general presentation of our products. The accuracy of this information cannot be guaranteed. Our products are steadily enhanced and their technical specifications can be modified without prior notice.

Calefactio Solutions Inc.
Quebec (Canada)

T 450 951.0818
F 450 951.2165

calefactio.com
info@calefactio.com

